



DESTINATION
SAINT-ÉMILION
OFFICE DE TOURISME
DU GRAND SAINT-ÉMILIONNAIS

**Saint-Emilion
area
for everyone**
Guide 2026

CONTENTS

- 1** PREPARING FOR YOUR TRIP

- 2** HOW TO GET TO SAINT-ÉMILION

- 4** YOUR TOURIST OFFICE

- 7** GUIDED AND SELF-GUIDED TOURS

- 9** SERVICES

- 11** OUR PARTNERS WITH THE 'TOURISM & HANDICAP' LABEL

- 12** MAPS



DESTINATION
SAINT-ÉMILION
OFFICE DE TOURISME
DU GRAND SAINT-ÉMILIONNAIS

PREPARING FOR YOUR TRIP

In this guide, you will find all the information you need To prepare your stay, you will find in this guide all the information about accessibility in Saint-Emilion and its surrounding area. We hope to be able to offer a proper welcome to everyone !

These logos will help you find your way around this guide:



Visit our website to find out about the opening times of your tourist office and all the activities on offer in the area. Information is updated daily.



Finally, here you can download our brochures, maps, walking routes, treasure hunts for young and old...

During your stay in Saint-Emilion, please take note that the village is located on a rocky spur with steep cobbled streets. The town map (p 12) will help you find them.

IF YOU HAVE ANY QUESTIONS, DON'T HESITATE TO CONTACT US:



05 57 55 28 28



accueil@saint-emilion-tourisme.com

HOW TO GET TO SAINT-ÉMILION

BY TRAIN & TAXI



Saint-Emilion is on the TER line no. 33 'Bordeaux-Bergerac-Sarlat'. Find all the timetables and live traffic conditions [here](#).

If you take the train, you can also get off at the previous station in Libourne and book a taxi to go to Saint-Emilion. A list of taxis can be sent to you on request.

Please note that there is no service available at the Saint-Emilion station




FROM THE STATION TO THE VILLAGE

The train station is located 1.5 km downhill from Saint-Emilion, so at least 20 to 30 minutes' walk away.

Please be aware that there are no pavements on some sections of the route.

During the summer season, you may enjoy a shuttle service between the station and the village :



- Tuk-Tuk des Cordeliers on +33 (0) 5 24 79 11 41 or on +33 (0) 5 57 24 42 13 for a transfer. The cost is €5 per person.

HOW TO GET TO SAINT-ÉMILION

BY BUS



from april to october, you can get to Saint-Emilion from bordeaux or Libourne by taking the regional bus of Gironde on the route no. 304. The days and times of service can be consulted [here](#).

The bus stop in Saint-Emilion is at the Place Bourgeoise roundabout.

TAILORED & ON-DEMAND TRANSPORT



tailored and on demand transport Registration is based on an application form that must be submitted to the Communauté de communes. (Lieu-dit Simard, parking de la Gare, 33330, Saint-Emilion - 05 57 55 21 60).

• PARKING



14 free parking spaces are reserved for holders of the european parking card in the village :

- Place Pioceau : 1 space
- Place Pierre Meyrat : 1 space
- Rue de la Grande Fontaine : 1 space
- Rue de la Porte Bouqueyre : 1 space
- Rue de la Tourelle : 1 space
- Place Bouqueyre : 2 spaces
- Places du Chapitre et des Jacobins : 1 spacee
- Place du Maréchal Leclerc : 1 space
- Espace Guadet : 5 spaces



YOUR TOURIST OFFICE

The team at the Grand Saint-Emilionnais Tourist Office has been involved in an accessibility initiative for several years, and is pleased to follow regular training in accessibility in a variety of fields. Each one will do his utmost to advise you according to your needs and help you make the most of your stay.



We welcome you all year round at the Tourist Office in Saint-Emilion. In summer as in winter you will meet our team of tourist advisors on hand to answer your questions and provide you a personalized welcome for your discovery to the region.



You may also find what you're looking for in our shop.



Pets, kept on a leash, are welcome in the Tourist Office and during our guided tours.

YOUR TOURIST OFFICE

(Open all year round except on December 25 and on Mondays and Tuesdays from November to February/March.)



Place des Créneaux, 33330, Saint-Emilion



Located in the upper part of the village, the tourist office is accessible through the large glass doors by climbing down 4 steps

A lift will take you up to the entrance hall rather than down the steps. To do this, use the white door on the left of the main façade. Simply press 0.



OUR EQUIPMENT



Lounge seating is also available in the lobby.



Lounge seating are also available. Some reception desks have been lowered at the "information" and "ticketing" points.



We have a magnetic induction loop at the information desk.



A document presenting the village is available in Braille to be consulted at the front desk.



Suitable documentation is available on request.

GUIDED AND SELF-GUIDED TOURS

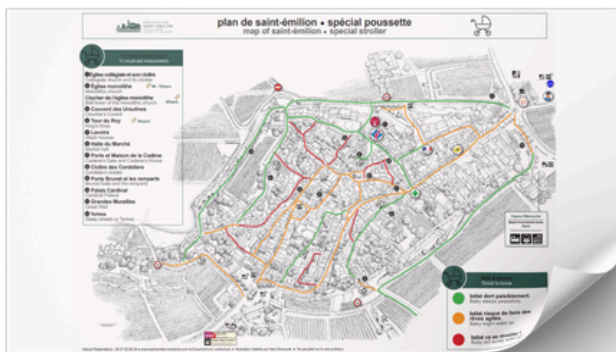
FREE VISITS



staff will give you some maps showing you the accessibility of the streets.

Our maps are also available for download on our website to explore the city for a gentle stroll, in a wheelchair or even with a pushchair.

You'll also find these maps at the end of this guide.



If you visit the village in a wheelchair, we advise you to be accompanied.

To discover Saint-Emilion at your own pace, we created 3 self-guided walking tours, one of which is wheelchair accessible. They are available free of charge on request at the Tourist Office

Most of the village centre is pedestrianised. Rue Madame Bouquey, Rue des Girondins and Rue du Clocher, where the tourist office is located, are pedestrianised every day from 11am to 6pm (except weekends in low season).



GUIDED AND SELF-GUIDED TOURS

GUIDED TOURS

The Tourist Office and its partners organise a variety of guided tours and excursions all year round. consult [our online shop](#) for more details and booking.

- **Underground Saint-Emilion**

By following a Tour guide from the tourist office, discover the most 4 emblematic monuments located in the very city center of Saint-Emilion:

- The Hermitage of Emilion (access by staircase only)
- The Trinity Chapel (ground-level access)
- Catacombs (access by few steps going down + uneven floor)
- The Monolithic Church : largest monolithic church in Europe from the middle ages (ground-level access possible)



 45 to 60 min - meeting point at the Monolithic church square

**let us know, if you take one of our guided tours : you and one of your companions will benefit from a reduced price. You can buy the tickets on our website or directly at the tourist office, located at the square of the bell tower on the upper part of the city. There, we will indicate to you the best way to join the meeting point.*

WOULD YOU PREFER A PRIVATE TOUR?

On your own, with your family, friends or a group, everything is possible !

For more information and to customise your visit, please contact our group department, from Monday to Friday.



05 57 55 28 20



commercial@saint-emilion-tourisme.com

SERVICES

RESTROOM



Restrooms at the espace Villemaurine (bus parking and excursion departure point) are free of charge and wheelchair accessible. Restrooms at the square Raymond Pointcaré (next to the collegiate church) are also wheelchair accessible but requiring 50 cents.

WHEELCHAIR RENTAL SERVICE



You have the possibility to rent a wheelchair by contacting the pharmacy of Saint-Emilion : please call it at least 24 hours in advance for a booking on 0033 (0)5 57 24 70 74 from monday to saturday.

[24 Rue Guadet, 33330 Saint-Émilion](#)

If you let us know in advance, we can also make the wheelchair available at weekends.

ATMS / CASH MACHINES



- **Crédit Agricole**

Located on the corner of the Girondins street and Madame Bouquey street, a gentle slope leads you to 2 accessible counters. Both have keypads with Braille buttons.


- **Caisse d'Epargne**

Located on the corner of Guadet street and Mercadieu square, the outside counter has a call button and the bank is equipped with a magnetic loop. In every establishment of the Caisse d'Epargne institution, a service of sign language video-interpretation and instant speech Transcription is available.



SERVICES


TOWN HALL

 6 place Pioceau - 33330 Saint-Emilion



To enter the town hall, there are a few steps going up and another access by a gentle slope on the left side of the main entrance that leads you to the garden on the other side.

POST OFFICE

 11 Rue Guadet, 33330 Saint-Émilion

the post office : the entrance is undeveloped and located directly on the pavement of the main street.

the letterbox is located in Marcadieu Square.

As we also sell stamps at the tourist office, we will be pleased to post your pre-stamped envelope.



OUR PARTNERS WITH THE TOURISM&DISABILITY CERTIFICATION

WINE ESTATES



CHÂTEAU CHAMPION

Lieu-dit Champion
33330, SAINT-EMILION
+0033 (0)6 09 11 53 48



CHÂTEAU DE BONHOSTE

Lieu-dit Bonhoste
33420, ST-JEAN-DE-
BLAIGNAC
+0033 (0)5 57 84 12 18



LA MAISON CARDINALE

48 Chemin de Champy
33330 SAINT-
ETIENNE-DE-LISSE
+0033 (0)5 57 56 03 36



CHÂTEAU LA CROIZILLE & TOUR BALADOZ

Baladoz
33330, ST-LAURENT-
DES-COMBES
+0033 (0)5 57 74 55 86



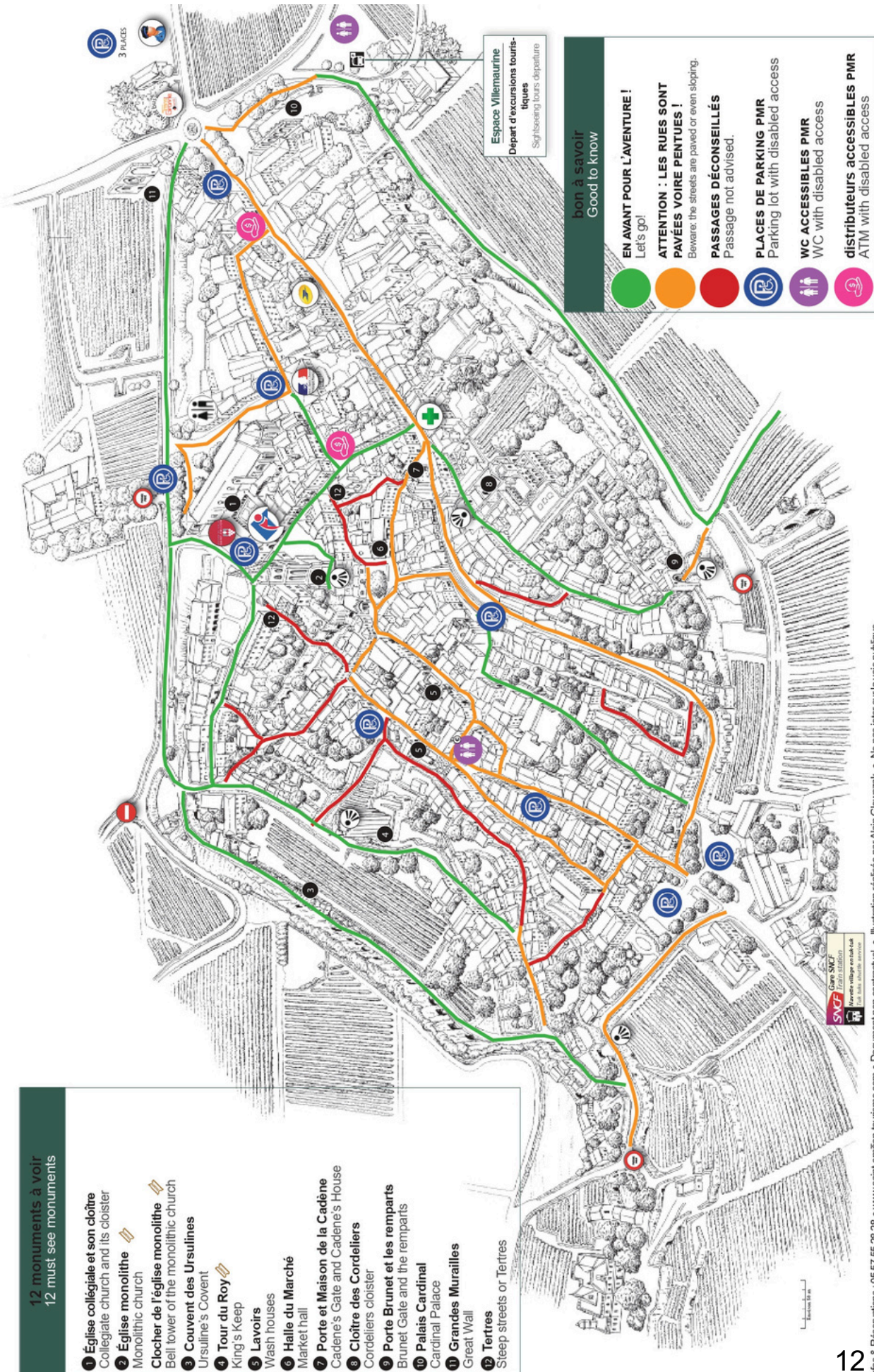
LA MAISON DES AURELINES ** / CHÂTEAU DES FAURES

3 Chemin du Lavoir du
Faure
33570 Puisseguin

plan de saint-émilion • personnes à mobilité réduite map of saint-émilion • people with reduced mobility

12 monuments à voir
12 must see monuments

- 1 Église collégiale et son cloître
Collegiate church and its cloister
- 2 Église monolithe
Monolithic church
- 3 Clocher de l'église monolithe
Bell tower of the monolithic church
- 4 Couvent des Ursulines
Ursuline's Convent
- 5 Tour du Roy
King's Keep
- 6 Lavoirs
Wash houses
- 7 Halle du Marché
Market hall
- 8 Porte et Maison de la Cadène
Cadene's Gate and Cadene's House
- 9 Cloître des Cordeliers
Cordeliers cloister
- 10 Porte Brunet et les remparts
Brunet Gate and the remparts
- 11 Palais Cardinal
Cardinal Palace
- 12 Grandes Murailles
Great Wall
- 13 Terrres
Steep streets or Terrtes



Espace Villemaurine
Départ d'excursions touristiques
Sightseeing tours departure

bon à savoir
Good to know

-  **EN AVANT POUR L'AVENTURE !**
Let's go!
-  **ATTENTION : LES RUES SONT PAVÉES VOIRE PENTES !**
Beware, the streets are paved or even sloping.
-  **PASSAGES DÉCONSEILLÉS**
Passage not advised.
-  **PLACES DE PARKING PMR**
Parking lot with disabled access
-  **WC ACCESSIBLES PMR**
WC with disabled access
-  **distributeurs accessibles PMR**
ATM with disabled access

100 mètres





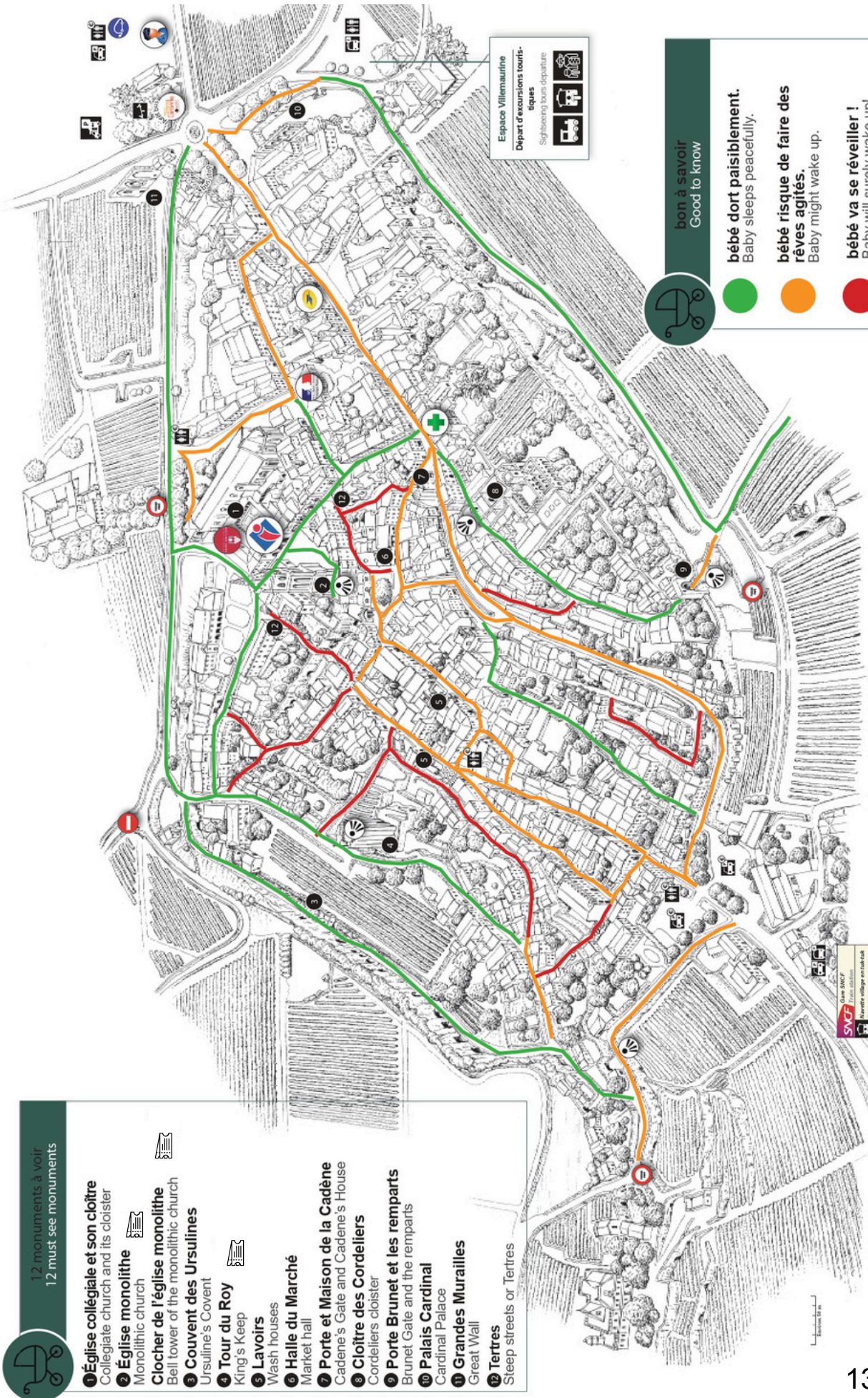
plan de saint-émilion • spécial poussette

map of saint-émilion • special stroller



12 monuments à voir
12 must see monuments

- 1 Église collégiale et son cloître**
Collegiate church and its cloister
- 2 Église monolithique**
Monolithic church
- 3 Clocher de l'église monolithique**
Bell tower of the monolithic church
- 3 Couvent des Ursulines**
Ursuline's Convent
- 4 Tour du Roy**
King's Keep
- 5 Lavoirs**
Wash houses
- 6 Halle du Marché**
Market hall
- 7 Porte et Maison de la Cadène**
Cadene's Gate and Cadene's House
- 8 Cloître des Cordeliers**
Cordeliers cloister
- 9 Porte Brunet et les remparts**
Brunet Gate and the ramparts
- 10 Palais Cardinal**
Cardinal Palace
- 11 Grandes Murailles**
Great Wall
- 12 Terrres**
Steep streets or Terraces



Échelle 1:5000





DESTINATION
SAINT-ÉMILION
OFFICE DE TOURISME
DU GRAND SAINT-ÉMILIONNAIS

SEE YOU SOON IN THE GREATER SAINT-ÉMILION AREA!

WWW.SAINT-EMILION-TOURISME.COM